



Florida Capital Bank, N.A.

2nd Quarter 2009

History

Florida Capital Bank is a nationally chartered bank operating retail and lending production offices throughout Florida. Florida Capital Bank is operated by Florida Capital Group, Inc., a bank holding company that purchased First National Bank of Tarpon Springs in October 2004 to create a statewide community banking system focused on high growth potential Florida markets.

Current Operations

Holding company and bank operations are headquartered in Jacksonville, Florida. Total statewide staffing approximates 220.

Florida Capital is currently operating 14 banking sites in the following Florida markets: Boca Raton, Daytona, Ft. Lauderdale, Gainesville, Jacksonville, Orlando, Pinellas Park, St. Augustine, St. Petersburg, Tampa, Tarpon Springs and Winter Park.

Recent Progress

Pre-tax income was \$1.27 million for the 2nd quarter and \$678,000 year-to-date, representing a \$9 million improvement over same period prior year.

As of June 30, 2009, total assets were \$918 million, increasing \$112 million, or 13%, compared to same period prior year.

The Company remains "well capitalized" under regulatory guidelines with total capital to risk-weighted assets of 11.6%. The Company completed a preferred stock offering of \$1.6 million to existing shareholders during the 2nd quarter. This offering was in addition to the private equity offering of \$6 million during the 4th quarter of 2008.

Retail deposits, excluding brokered CDs, grew \$30.6 million in the quarter, increasing \$102 million, or 36% annualized, year-to-date.

Credit quality improved slightly in the 2nd quarter with reductions in NPLs of \$5.3 million, or 8.6%, and NPAs of \$1.6 million, or 2.2%, compared to the 1st quarter.

Non-interest income was \$11.7 million in the 2nd quarter, up from \$6.3 million in the 1st quarter and \$2.1 million in the 2nd quarter of prior year. Total non-interest income for the year is \$18 million, up \$13.8 million from prior year levels. Non-interest income growth was primarily from increases in origination volume derived from our wholesale mortgage group. Mortgage volume through June 30, 2009, was \$1.1 billion compared to \$427 million during the same period prior year.

Financial Profile

(Dollars in Millions)

Balance Sheet Growth				
In Millions	Period Ending			YOY Growth
	6/30/08	12/31/08	6/30/09	
Total Assets	879.5	960.5	991.0	12.7%
Gross Loans	805.9	769.7	709.3	-12.0%
Total Deposits	770.0	857.2	888.5	15.4%
Core Deposits	490.6	441.5	540.6	10.2%
Total Capital	73.0	70.6	72.1	-1.2%

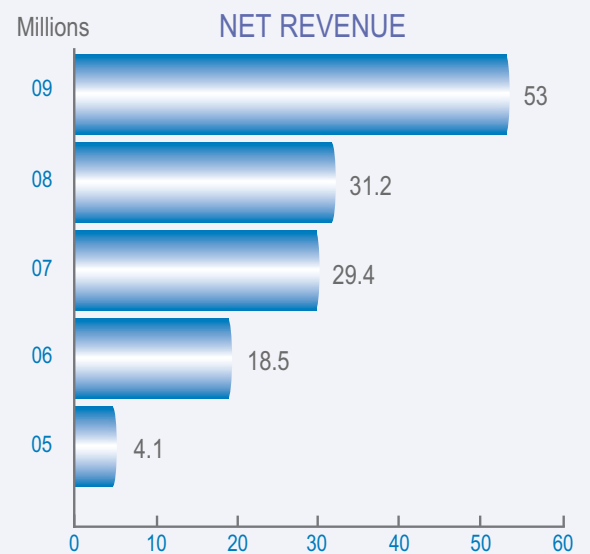
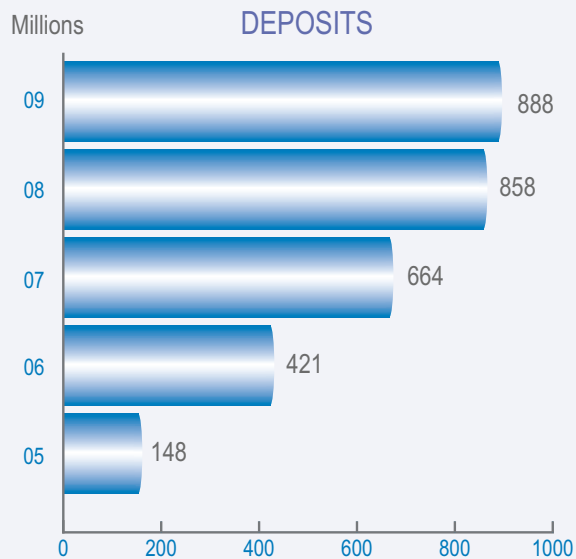
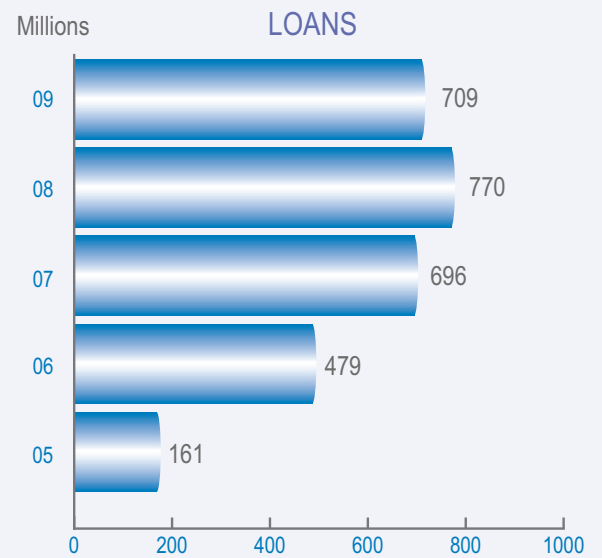
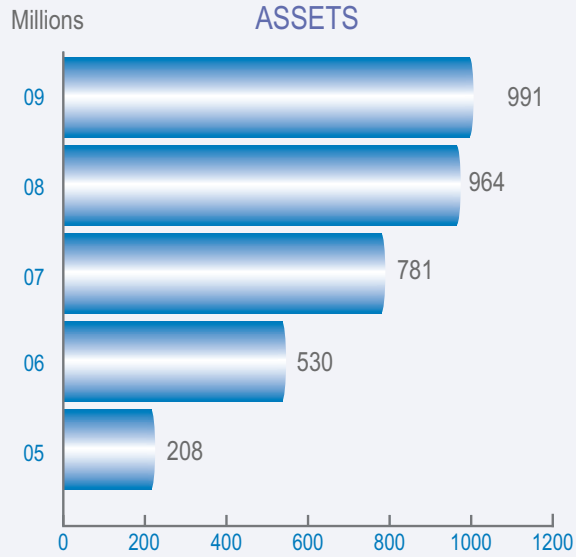
Capital Ratios			
In Millions	6/30/08	12/31/08	6/30/09
Total Capital to Risk Assets	10.5%	10.5%	11.6%
Tier 1 Capital to Risk Assets	9.2%	9.2%	10.3%
Tier 1 Leverage Ratio	7.9%	7.6%	7.4%

Experience Makes It Happen.

Financial Profile

(Dollars in Millions)

Page 2



Experience Makes It Happen.